



Active Learning

By Melinda Bossenmeyer, Ed.D.

Move Your Body Fortune Tellers

By Melinda Bossenmeyer, Ed.D.



DIRECTIONS- Beginning

1. Make your Fortune Teller (FT) by scanning the QR Code and following the video instructions.


2. To play, you need 2 players and one fortune teller game.

- Begin with 4 shuffles.
- The first person picks a number between 1-8.
- The number selected tells you how many times you must shuffle the fortune teller. The player picks a second number and this time you read the message under the flap.
- Then it is the second player's turn. Game continues with the next player following suit.

BONUS

- Print the partially filled in Fortune Teller and allow students to fill in their own points and violations.

©2019 Bossenmeyer





"Move Your Body" Paper Fortune Teller

By
Dr. Melinda Bossenmeyer

Scan the You Tube Video of
a child explaining how to
make a paper fortune teller.




This is a great activity for
encouraging exercise in a
fun manner. You can make
a Move Your Body Paper
Fortune Teller for each
child or one for the whole
class. Allow students to
take turns picking a number
for the whole class. Do
exercise behind the flap.
Another option is to have
students work in pairs and
perform the exercise
selected. This is a great
indoor or outdoor activity.

©2014 Bossenmeyer

<http://www.peacefulplaygrounds.com>

Clipart by EduClips

<http://loveeducasong.blogspot.com>





"Move Your Body" Paper Fortune Teller

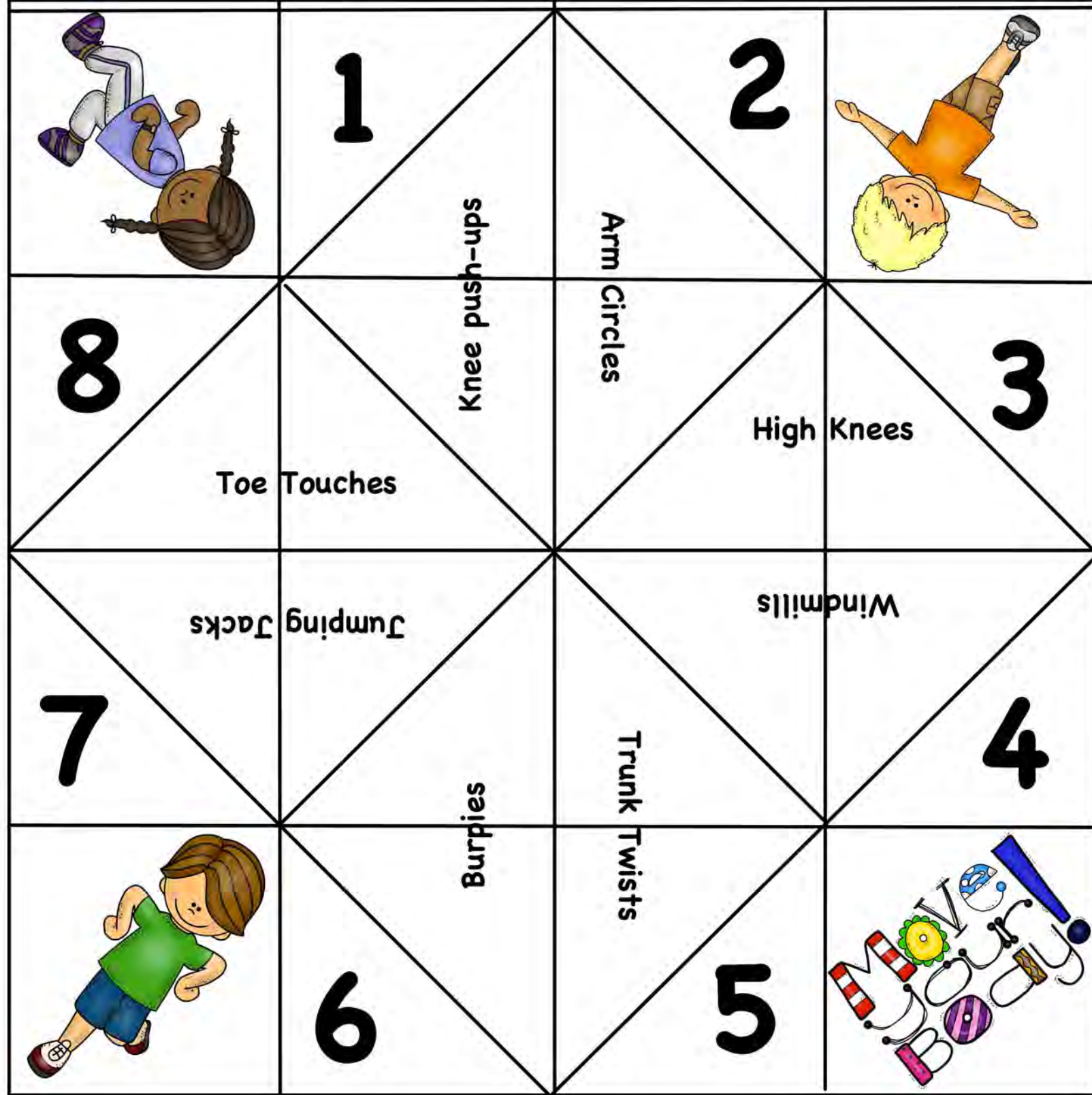
By
Dr. Melinda Bossenmeyer


Scan the You Tube Video of
a child explaining how to
make a paper fortune teller.



This is a great activity for
encouraging exercise in a
fun manner. You can make
a Move Your Body Paper
Fortune Teller for each
child or one for the whole
class. Allow students to
take turns picking a number
for the whole class. Do
exercise behind the flap.
Another option is to have
students work in pairs and
perform the exercise
selected. This is a great
indoor or outdoor activity.

©2014 Bossenmeyer
<http://www.peacefulplaygrounds.com>
Clipart by EduClips
<http://loveeducasong.blogspot.com>





Terms of Use

Thank you for purchasing my product!

By purchasing this product, you are agreeing that the contents and intellectual property belongs to Dr. Melinda Bossenmeyer.

Please note. This product is for personal use by a single teacher. A school site license is available. Contact 951-245-6970. Purchase orders are welcome.

You May:

- Use this item for personal use.
- Use with you students.
- Recommend this product to others by providing a link for preview.

You May Not:

- Give this item to others.
- Post on a website or blog.
- Send the file to others for review. (Send a link instead).

©2017 Bossenmeyer All Rights Reserved.


Copying any part of this product or placing it on the internet in any form is strictly forbidden. Doing so is a violation of the Digital Millennium Copyright Act (DMCA).

Visit my store at www.peacefulplaygrounds.com



Favorite Designers

For inspiration, unique clipart, fonts, frames and backgrounds....





Visit my store at www.peacefulplaygrounds.com



Resources

Exercise Cards



Visit my store at www.peacefulplaygrounds.com

